

*Legen Dairy*  
**CHEESEHEADS**


**Legion Park  
Platteville, WI  
Sept. 6-8, 2024**



**Entry  
Book**

**Platteville  
Dairy Days**


[www.plattevilledairydays.com](http://www.plattevilledairydays.com)





# TABLE OF CONTENTS

Junior & Open Exhibit Rules .....	2
Department 01- Junior Animal & Veterinary Science.....	3
Department 02-Junior Dairy Cattle .....	4
Department 03-Junior Family & Child Development.....	6
Department 04-Junior Fitness & Health.....	7
Department 05-Junior Dairy Goats .....	8
Department 06-Junior Mechanical Projects.....	9
Department 07-Junior Arts & Crafts.....	13
Department 08-Junior Drawing & Painting .....	14
Department 09-Junior Farm Crops .....	15
Department 10-Junior Flowers & House Plants .....	16
Department 11-Junior Foods & Food Preservation .....	19
Department 12-Junior History & Collections.....	21
Department 13-Junior Natural Sciences.....	22
Department 14-Junior Photography.....	23
Department 15-Junior Sewing, Knitting & Crocheting.....	24
Department 16-Junior Woodworking.....	25
Department 17-Open Arts & Crafts.....	28
Department 18-Open Drawing & Painting .....	29
Department 19-Open Farm & Garden Crops.....	29
Department 20-Open Flowers & House Plants .....	31
Department 21-Open Foods & Food Preservation .....	33
Department 22-Open History & Collections.....	35
Department 23-Open Photography.....	36
Department 24-Open Sewing, Knitting & Crocheting.....	37
Department 25-Open Woodworking.....	38
Food Preservation Labels .....	40
2024 Junior & Open Exhibit Entry Form .....	42



# EXHIBIT INFO AND RULES

## Junior & Open Exhibit Rules

1. Entry is open to community members residing in Grant, Iowa and Lafayette Counties or members enrolled in a 4-H Club or FFA Chapter based in Grant, Iowa or Lafayette Counties. (There are no geographical restrictions for cattle and goat exhibitors)
2. Entry fee will be \$5.00 per exhibitor
3. There is no limit on the number of entries, however only one entry per lot will be allowed.
4. Additional fee of \$1.00/head will be charged for dairy cattle and goats.
5. Junior exhibitors are considered Pre-K to 12th grade (or through the end of 4-H or FFA enrollment). Anyone older is considered Open Class. Exhibitors may not enter both Junior and Open classes.
6. Junior Class exhibitors shall be entered according to the grade enrolled on January 1 of exhibit year.
7. Junior & Open Exhibits must be in dropped off at the Broske Center between 7:30 - 9:00 a.m. on Saturday, Sept. 7. (If Friday evening drop off is available, information will be included with entry tags.)
8. Dairy Cattle must be in place by 11:00 a.m. on Saturday, Sept. 7th, show will start at Noon. Dairy Goats must be in place by 11:00 a.m. on Sunday, Sept. 8th, show will start at Noon.
9. Entry tags and prize ribbons must be left on exhibits until time of release. Entries will be released at 4:00 p.m. on Saturday, Sept. 7th and must be picked up by 5:00 p.m. that day.
10. Ribbons and cash prizes will be awarded for Open Departments for first, second and third places only.
11. Danish judging will be used for Junior Departments.
12. The Dairy Days committee will take every precaution for the safe keeping of exhibits but will not be held responsible for any exhibit material that is damaged, lost or destroyed in any matter.
13. The Dairy Days committee reserves the right to interpret the rules.

### **Entry Deadline: August 16, 2024**

- ♦ Entries sent by mail must be postmarked by August 16th and sent to:

**Platteville Dairy Days, PO Box 410, Platteville, WI 53818**

- ♦ Entries may be dropped off at the Platteville Regional Chamber office (275 W Business Hwy 151, Platteville) by 5:00 pm August 16, 2024
- ♦ Entry tags can be picked up at the Chamber Office between Sept. 3 and Sept. 5 (8 am-5 pm)

**\*The Chamber Office is strictly a drop off & pick-up location. Chamber Staff will not be able to answer questions regarding exhibit entries.\***

**Cattle & Goat Shows Contact**  
**Allison Adrian**  
**allisonadrian70@gmail.com**  
**608-642-2063**

**All Junior & Open Exhibits Contact**  
**Roberta Buss**  
**plattevilledairydays@outlook.com**  
**608-778-2407 or 608-348-8888**



# JUNIOR EXHIBITS

## Department 01- Junior Animal & Veterinary Science

- ◆ This department is open to Juniors only.
- ◆ Exhibitors may not enter both Junior and Open Classes.
- ◆ Limit of one entry per lot number.
- ◆ No names shall be printed on exhibits.
- ◆ Danish System of judging will be used.
- ◆ Maximum of 3'x4' table space will be allowed for displays.

**All entries MUST be made by the exhibitor.**

**Items previously exhibited at Dairy Days are not allowed to compete.**

Class A-Beef Cattle

Class D Horses

Class H-Poultry

Class B-Dairy Cattle

Class E-Sheep

Class I-House Pets

Class C-Goats

Class F-Swine

Class J-Any Other Domestic Animal

Class G-Rabbits

### **Lots**

1. Chart or poster related to the animal on topics such as care, grooming, breeds or historical development of the animal (14"x22") Grade 8 and Under
2. Chart or poster on animal products/processing (14"x22") Grade 8 and Under
3. Display such as mobile, model, photos, actual articles (or a combination) of tack, grooming equipment or any other items used in the care of a specific animal. Grade 8 & Under
4. Chart or poster related to the animal on topics such as care, grooming, breeds or historical development of the animal (14"x22") Grade 9 and Over
5. Chart or poster on animal products/processing (14"x22") Grade 9 and Over
6. Display such as mobile, model, photos, actual articles (or a combination) of tack, grooming equipment or any other items used in the care of a specific animal. Grade 9 & Over

### **Class K-The Normal Animal**

7. Chart or poster emphasizing good animal sanitation practices. (14"x22") Grade 8 and Under
8. Chart or poster explaining one system of the animal body. (14"x22") Grade 8 and Under
9. Chart or poster emphasizing animal nutrition. (14"x22") Grade 8 and Under
10. Chart or poster emphasizing good animal sanitation practices. (14"x22") Grade 9 and Over
11. Chart or poster explaining one system of the animal body. (14"x22") Grade 9 and Over
12. Chart or poster emphasizing animal nutrition. (14"x22") Grade 9 and Over

### **Class L-Animal Disease**

13. Chart or poster emphasizing diseases that affect animals and/or their control. (14"x22") Grade 8 and Under
14. Chart or poster emphasizing animal immunization. (14"x22") Grade 8 and Under
15. Chart or poster emphasizing diseases that affect animals and/or their control. (14"x22") Grade 9 and Over
16. Chart or poster emphasizing animal immunization. (14"x22") Grade 9 and Over



# JUNIOR EXHIBITS

## Department 02-Junior Dairy Cattle

- ◆ The Platteville Dairy Days Dairy Cattle Show is open to youth no more than 21 years old as of January 1 of the exhibit year. There are NO geographical limitations for dairy cattle exhibitors. Membership in 4-H, FFA or breed association is NOT required.
- ◆ In addition to the \$5.00 exhibitor fee, there will be a \$1.00/head entry fee.
- ◆ Cattle must be in place by 11:00 am with the show starting at 12:00 (Noon) on Saturday September 7, 2024. Cattle will be released at 4:00 p.m.
- ◆ Registered and grade animals will be shown together.
- ◆ There is no electricity or wash racks available. There will be drinking water available for the cattle.
- ◆ All bedding MUST be picked up following the show.
- ◆ No person shall exhibit any animal afflicted with or exposed to any contagious or infectious disease.
- ◆ Visit [https://datcp.wi.gov/Pages/Programs\\_Services/FairsShowsSpecialEvents.aspx](https://datcp.wi.gov/Pages/Programs_Services/FairsShowsSpecialEvents.aspx) for a complete set of rules pertaining to animal health regulations.
- ◆ Premise ID and individual animal ID must be listed on the entry form.
- ◆ Danish System judging will be used for breed classes.

Premiums: Blue-\$5.00      Red-\$3.00      White-\$2.00

Class A-Holstein                      Class E-Ayrshire  
Class B-Guernsey                      Class F-Milking Shorthorn  
Class C-Jersey                          Class H-Showmanship  
Class D-Brown Swiss

### **Lots-Heifers**

1. Heifer Class, exhibitor 2nd grade & under, heifer fall yearling & under (all breeds show together)
2. Spring Heifer Calf (Born on or after Mar. 1, 2024)
3. Winter Heifer Calf (Born between Dec. 1, 2023 & Feb. 28, 2024)
4. Fall Heifer Calf (Born between Sept. 1 & Nov. 30, 2023)
5. Summer Yearling (Born between June 1 & Aug. 31, 2023)
6. Spring Yearling (Born between Mar. 1 & May 31, 2023)
7. Winter Yearling (Born between Dec. 1 2022 & Feb. 28, 2023)
8. Fall Yearling (Born between Sept. 1 & Nov. 30, 2022)

**First and second place heifer class winners will show for Junior Champion and Reserve Junior Champion of each breed.**

**Lots-Cows Due to the possible spread of H5N1 Avian Influenza, there will be NO lactating or dry cow classes in 2024**

9. ~~2-Yr Old Cow~~
10. ~~3-Yr Old Cow~~
11. ~~4-Yr Old & Over Cow~~
12. ~~Dry Cow (3-Yr Old & Over)~~



# JUNIOR EXHIBITS

Breed Champions and Reserve Breed Champions show for Supreme Dairy Champion and Reserve Supreme Dairy Champion

**Lots-Showmanship(Grade on January 1 of exhibit year)**

- 13. Kiddie Class (Grade 2 & Under)
- 14. Beginner (Grade 3 & 4)
- 15. Junior (Grade 5 & 6)
- 16. Intermediate (Grade 7 & 8)
- 17. Senior (Grade 9 & Over)



**For more information or questions regarding  
the cattle or goat shows contact:**

**Allison Adrian  
allisonadrian70@gmail.com  
608-642-2063**



**TRI-STATE  
PORTA POTTYS, INC.**



# JUNIOR EXHIBITS

## Department 03-Junior Family & Child Development

- ◆ This department is open to Juniors only.
- ◆ Exhibitors may not enter both Junior and Open Classes.
- ◆ Limit of one entry per lot number.
- ◆ No names shall be printed on exhibits.
- ◆ Danish System of judging will be used.
- ◆ Kits are not to be used for exhibits in this department.

**All entries MUST be made by the exhibitor.**

**Items previously exhibited at Dairy Days are not allowed to compete.**

**STARRED \* EXHIBITS IN THIS DEPARTMENT MUST HAVE A STATEMENT DESCRIBING THE FOLLOWING:**

- ◆ For whom the item was made and his/her age
- ◆ Why did the exhibitor select this particular type of activity or toy; where did exhibitor get the idea for this activity or toy
- ◆ How did making this project help the exhibitor in learning about the child's development
- ◆ Explain the child's reaction to the activity or toy

**Class A-Exhibitors Grade 4 and Under**

**Class B-Exhibitors Grades 5-8**

**Class C-Exhibitors Grades 9-12**

**Lots**

1. Poster on Child Safety no larger than 22"x28"
2. Homemade toy, other than stuffed, and picture of child using it
3. \*Develop TWO learning activities or toys for TWO different areas of a child's development (choose from social, physical, mental or emotional) Describe how the child would develop skills from the activity. (Additional statement required for this entry)
4. \*Scrapbook made for a child (Additional statement required for this entry)
5. Two books selected for child accompanied by an explanation of the age of the child, why you selected the books and how the child will benefit from these books.
6. Select a story and construct a puppet. Story should be appropriate for the child's age. Age of child should be listed on display.
7. Select a story and construct a flannel or magnet board story. Story should be appropriate for the child's age. Age of child should be listed on display.
8. \*Babysitting Kit-displayed with carrying case.
9. Homemade accessory for a child's room. Include a card describing the room.
10. Collection of 10 (age appropriate) recipes and a picture of child making one.



# JUNIOR EXHIBITS

## Department 04-Junior Fitness & Health

- ◆ This department is open to Juniors only.
- ◆ Exhibitors may not enter both Junior and Open Classes.
- ◆ Limit of one entry per lot number.
- ◆ No names shall be printed on exhibits.
- ◆ Danish System of judging will be used.

**All entries MUST be made by the exhibitor.**

**Items previously exhibited at Dairy Days are not allowed to compete.**

**Class A-Exhibitors Grade 4 and Under**

**Class B-Exhibitors Grades 5-8**

**Class C-Exhibitors Grades 9-12**

### **Lots**

1. Display on a Healthy Diet
2. Alter Recipe to Make Healthier-Include original recipe, altered recipe and reasons for changes.
3. A Fitness Display
4. A Physical Activity Plan
5. Display on Calculating Target Heart Rate
6. How Smoking Affects Lungs Display
7. Exhibit on Effects of Alcohol
8. Display on reducing stress/stress management
9. Exhibit on Home Safety Hazards
10. Display of Injury and Accident Prevention
11. Exhibit on Handling Sports Injuries
12. First Aid Kit for a Car
13. First Aid Kit for a Home
14. Exhibit on the Effect Media has on Self-Image
15. Exhibit on Non-Violent Ways to Resolve Conflict







# JUNIOR EXHIBITS

## Department 05-Junior Dairy Goats

- ◆ The Platteville Dairy Days Goat Show is open to youth no more than 21 years old as of January 1 of the show year. There are NO geographical limitations for goat show exhibitors. Membership in 4-H, FFA or breed association is NOT required.
- ◆ In addition to the \$5.00 exhibitor fee, there will be a \$1.00/head entry fee.
- ◆ Only (1) animal may be entered under each lot number.
- ◆ Premise ID and individual animal ID must be listed on the entry form.
- ◆ All goats must be identified with official scrapie ear tags, other official scrapie identification or registration tattoos. All goats that are tattooed must have a copy of registration paperwork available at check-in. All official ID must be in ear or approved location.
- ◆ Goats must be in place by 11:00 am with the show starting at 12:00 (Noon) on Sunday, September 8, 2024. Goats will be released at 4:00 p.m.
- ◆ There is no electricity or wash racks available. There will be drinking water available for the animals.
- ◆ Pens will be available this year, however, exhibitors may bring their own pens or kennels or show from their own trailers. IF YOU CHOOSE TO SHOW FROM YOUR TRAILER, YOU MUST BE AT THE SHOW RING PROMPTLY AND NOT DELAY THE SHOW.
- ◆ Goats with natural horns may not be entered.
- ◆ All does over 24 months must have kidded to be shown.
- ◆ Any inappropriate actions, as determined by Dairy Days Committee, toward your animal may result in disqualification.
- ◆ No person shall exhibit any animal afflicted with or exposed to any contagious or infectious disease.
- ◆ Visit [https://datcp.wi.gov/Pages/Programs\\_Services/FairsShowsSpecialEvents.aspx](https://datcp.wi.gov/Pages/Programs_Services/FairsShowsSpecialEvents.aspx) for a complete set of rules pertaining to animal health regulations.
- ◆ Danish System judging will be used for breed classes.
- ◆ Definitions of Ages:
  - Junior doe kid; Born April 1—June 1 of exhibit year
  - Senior doe kid; Born January 1—March 31 of exhibit year
  - Junior yearling doe; Born September 1—December 31 of year prior to show year
  - Senior yearling doe; 12-24 months old, not in milk
  - Yearling milkers; under 2 years old, in milk
  - Junior milkers; at least 2 years old, but under 3 years old, in milk
  - Mature milkers; at least 3 years old, but under 5 years old,
  - Aged milkers; 5 years old and older

Premiums: Blue-\$5.00      Red-\$3.00      White-\$2.00



# JUNIOR EXHIBITS

Class A-Dairy Goat-Pure & American Nigerian Dwarf

Class B-Dairy Goat-Pure & American Alpine

Class C-Dairy Goat-Any Other Purebred (AOP)

Class D-Dairy Goat-Recorded Grade & Grade

## Lots-Dairy Goats

1. Junior Doe Kid
2. Senior Doe Kid
3. Junior Yearling Doe
4. Senior Yearling Doe
5. Yearling Milker
6. Junior Milker
7. Mature Milker
8. Aged Milker

**For more information or questions regarding the cattle or goat shows contact:**

**Allison Adrian**

**allisonadrian70@gmail.com**

**608-642-2063**

Class E-Meat Goat-Pure & American Boer

Class F-Meat Goat-Boer Cross

Class G-Meat Goat-Any Other Meat Breed

Class H-Market Goat

Class I-Showmanship

## Lots-Meat Goats

9. Junior Doe Kid
10. Senior Doe Kid
11. Junior Yearling Doe
12. Senior Yearling Doe
13. 2 Year Old Doe
14. 3 & 4 Year Old Doe
15. Mature Doe (5 yrs & Older)
16. Market Goat Straight Dairy Wether/Doe
17. Market Meat Goat Wether/Doe

## Lots-Showmanship

18. Kiddie Class (Grade 2 & Under)
19. Beginner (Grade 3 & 4)
20. Junior (Grade 5 & 6)
21. Intermediate (Grade 7 & 9)
22. Senior (Grade 10 & Over)

## Department 06-Junior Mechanical Projects

- ◆ This department is open to Juniors only.
- ◆ Exhibitors may not enter both Junior and Open Classes.
- ◆ Limit of one entry per lot number.
- ◆ No names shall be printed on exhibits.
- ◆ Danish System of judging will be used.
- ◆ Maximum of 3'x4' table space will be allowed for displays.
- ◆ Exhibitors are able to enter with a partner for this department. Both exhibitors must be in the same grade class. Only one exhibitor needs to enter the project on the entry form. List your partner's name in the description section of the entry form.
- ◆ All Lego, K'nex and Scale Model exhibits MUST be in a box or on a lid or cookie sheet that is proportional to the project for ease in handling and displaying. No larger than 2'x3' please.
- ◆ The largest scale to be used is 1/12 (1 inch equals 1 foot).
- ◆ Motorized items must include batteries and instructions for use.
- ◆ All kit built exhibits must include model instructions.



# JUNIOR EXHIBITS

All entries **MUST** be made by the exhibitor.

Items previously exhibited at Dairy Days are not allowed to compete.

## Definitions

**Kit Built**-made following kit instructions

**Custom Built**-starting with a kit or model and completely changing or modifying its appearance

**Scratch Built**-made by exhibitor's original design, buying or making individual parts and building a scale model

**Kit Bashed**-taking two or more kits and combining them into one scale model

**Class A-Exhibitor Grades 4 and Under-Individual**

**Class B-Exhibitor Grades 4 and Under-Partners**

**Class C-Exhibitor Grades 5-8-Individual**

**Class D-Exhibitor Grades 5-8-Partners**

**Class E-Exhibitor Grades 9-12-Individual**


**Class F-Exhibitor Grades 9-12-Partners**

## **Lots-Legos**

1. Legos Kit Built Item-350 pieces or less
2. Legos Kit Built Item-351-750 pieces
3. Legos Kit Built Item-751 pieces or more
4. Legos Custom Built-350 pieces
5. Legos Custom Built-351-750 pieces
6. Legos Custom Built-751 pieces or more
7. Legos Scratch Built Item-350 pieces or less
8. Legos Scratch Built Item-351-750 pieces
9. Legos Scratch Built Item-751 pieces or more
10. Mechanical Legos Kit Built-350 pieces or less
11. Mechanical Legos Kit Built-351-750 pieces
12. Mechanical Legos Kit Built-751 pieces or more
13. Mechanical Legos Custom Built-350 pieces or less
14. Mechanical Legos Custom Built-351-750 pieces
15. Mechanical Legos Custom Built-751 pieces or more
16. Mechanical Legos Scratch Built-350 pieces or less
17. Mechanical Legos Scratch Built-351-750 pieces
18. Mechanical Legos Scratch Built-751 pieces or more
19. Legos Diorama built with 2 or more items or kits no larger than 2'x3' (instructions not required)

## **Lots-K'Nex**

20. K'nex Kit Built Item-350 pieces or less
21. K'nex Kit Built Item-351-750 pieces
22. K'nex Kit Built Item-751 pieces or more
23. K'nex Custom Built-350 pieces
24. K'nex Custom Built-351-750 pieces
25. K'nex Custom Built-751 pieces or more
26. K'nex Scratch Built Item-350 pieces or less
27. K'nex Scratch Built Item-351-750 pieces
28. K'nex Scratch Built Item-751 pieces or more
29. Mechanical K'nex Kit Built-350 pieces or less
30. Mechanical K'nex Kit Built-351-750 pieces
31. Mechanical K'nex Kit Built-751 pieces or more
32. Mechanical K'nex Custom Built-350 pieces or less
33. Mechanical K'nex Custom Built-351-750 pieces
34. Mechanical K'nex Custom Built-751 pieces or more
35. Mechanical K'nex Scratch Built-350 pieces or less
36. Mechanical K'nex Scratch Built-351-750 pieces
37. Mechanical K'nex Scratch Built-751 pieces or more
38. K'nex Diorama built with 2 or more items or kits no larger than 2'x3' (instructions not required)



# JUNIOR EXHIBITS

## Lots-Any Other Brand Similar to Legos (AOB)

39. AOB Kit Built Item-350 pieces or less
40. AOB Kit Built Item-351-750 pieces
41. AOB Kit Built Item-751 pieces or more
42. AOB Custom Built-350 pieces
43. AOB Custom Built-351-750 pieces
44. AOB Custom Built-751 pieces or more
45. AOB Scratch Built Item-350 pieces or less
46. AOB Scratch Built Item-351-750 pieces
47. AOB Scratch Built Item-751 pieces or more
48. Mechanical AOB Kit Built-350 pieces or less

## Lots-Scale Model

**Each exhibit must include the following information (no smaller than 3"x5" card)**

- ◆ Difficulties in making the model
- ◆ Manufacturer of kit, if applicable
- ◆ Type of paint used and how applied
- ◆ Finishing procedures after built (decals, sealer, etc.)
- ◆ Any help in building the kit
- ◆ Any modification in building
- ◆ Amount of time spent building project

Kit Built exhibits must include instructions

58. Military Item-Kit Built (tanks, trucks, cannons, personnel vehicles)
59. Aquatic Item-Custom Built, Scratch Built, Kit Bashed (ships, submarines, boats)
60. Highway Transportation Item-Kit Built (semis, trucks, cars, motorcycles)
61. Highway Transportation Item-Custom Built, Scratch or Kit Bashed (semis, trucks, cars, motorcycles)
62. Agricultural Item-Kit Built (tractors or farm equipment)
63. Agricultural Item-Custom Built, Scratch Built or Kit Bashed (tractors or farm equipment)
64. Railroad Item-Kit Built (engines, railroad cars, railroad equipment)
65. Railroad Item-Custom Built, Scratch Built or Kit Bashed (engines, railroad cars, railroad equipment)
66. Miniature Dwelling and/or Furnishings-Kit Built (doll houses, etc)
67. Miniature Dwelling and/or Furnishings-Custom Built, Scratch Built or Kit Bashed (doll houses, etc.)
68. Any Other Scale Model Item-Kit Built
69. Any Other Scale Model Item-Custom Built, Scratch Built or Kit Bashed

49. Mechanical AOB Kit Built-351-750 pieces
50. Mechanical AOB Kit Built-751 pieces or more
51. Mechanical AOB Custom Built-350 pieces or less
52. Mechanical AOB Custom Built-351-750 pieces
53. Mechanical AOB Custom Built-751 pieces or more
54. Mechanical AOB Scratch Built-350 pieces or less
55. Mechanical AOB Scratch Built-351-750 pieces
56. Mechanical AOB Scratch Built-751 pieces or more
57. AOB Diorama built with 2 or more items or kits no larger than 2'x3' (instructions not required)



# JUNIOR EXHIBITS

## Lots-Dioramas

Dioramas are limited to a maximum size of 3'x4'

Breyer Horses and Barbies allowed

**Each exhibit must be accompanied with the following information (no smaller than 3"x5" card)**

- ◆ Diorama Title
  - ◆ Difficulty in building the diorama
  - ◆ Any help in building the diorama
  - ◆ Specify any customized pieces and whether those pieces were purchased or customized by the exhibitor
  - ◆ Explain the activity in your diorama-may use a separate page to explain
69. Diorama of Military Items-Kit Built (tanks, trucks, cannons, personnel vehicles)
  70. Diorama of Military Items-Custom Built, Scratch Built, Kit Bashed (tanks, trucks, cannons, personnel vehicles)
  71. Diorama of Non-Military Aircraft-Kit Built
  72. Diorama of Non-Military Aircraft- Custom Built, Scratch Built, Kit Bashed
  73. Diorama of Aquatic Items-Kit Built (ships, submarines, boats)
  74. Diorama of Aquatic Items-Custom Built, Scratch Built, Kit Bashed (ships, submarines, boats)
  75. Diorama of Highway Transportation Items-Kit Built (semis, trucks, cars, motorcycles)
  76. Diorama of Highway Transportation Items-Custom Built, Scratch or Kit Bashed (semis, trucks, cars, motorcycles)
  77. Diorama of Agricultural Items-Kit Built (tractors or farm equipment)
  78. Diorama of Agricultural Items-Custom Built, Scratch Built or Kit Bashed (tractors or farm equipment)
  79. Diorama of Equine Items-Kit Built
  80. Diorama of Equine Items-Custom Built, Scratch Built or Kit Bashed
  81. Diorama of Railroad Items-Kit Built (engines, railroad card, railroad equipment)
  82. Diorama of Railroad Items-Custom Built, Scratch Built or Kit Bashed (engines, railroad cars, railroad equipment)
  83. Miniature Dwellings and/or Furnishings-Kit Built (doll houses, etc)
  84. Miniature Dwellings and/or Furnishings-Custom Built, Scratch Built or Kit Bashed (doll houses, etc.)
  85. Diorama of Any Other Scale Model Items-Kit Built
  86. Diorama of Any Other Scale Model Items-Custom Built, Scratch Built or Kit Bashed





# JUNIOR EXHIBITS

## Department 07-Junior Arts & Crafts

- ◆ This department is open to Juniors only.
- ◆ Exhibitors may not enter both Junior and Open Classes.
- ◆ Limit of one entry per lot number.
- ◆ No names shall be printed on exhibits.
- ◆ Danish System of judging will be used.
- ◆ Maximum of 3'x4' table space will be allowed for displays.

**All entries MUST be made by the exhibitor.**

**All entries MUST be made during the last calendar year.**

**Items previously exhibited at Dairy Days are not allowed to compete.**

### **Class A-Exhibitors Grade 2 and Under**

### **Class B-Exhibitors Grades 3-5**

### **Class C-Exhibitors Grades 6-8**

### **Class D-Exhibitors Grades 9-12**

#### **Lots**

1. Decorated T-Shirt
2. Decorated Clothing/Canvas item (other than t-shirt)
3. Stuffed Article (doll, animal etc.)
4. Pillow
5. Stenciled Article
6. Centerpiece
7. Wall Hanging (non-floral materials)
8. Finished Latch Hook Item
9. Wire, String or Yarn Art
10. Stepping Stone
11. Refrigerator Magnets
12. Decorative Art on Glass
13. Candle Making Item
14. Ceramic Article
15. Photo Framed Any Size (frame must be hand crafted)
16. Scrapbook Pages (2) (no larger than 12x12, enclosed in plastic page cover)
17. Greeting Cards (3) Same Theme/Season
18. Greeting Cards (3) Different Theme/Season
19. Decorated Item Using a Die Cutting Machine (Cricut, Sizzix etc.)
20. Arrangement Using Artificial Flowers
21. Wreath Using Artificial Flowers
22. Wreath for a Holiday
23. Any Other Wreath
24. Item Made From Recycled Materials
25. Christmas Tree Ornament
26. Woodcraft Item
27. Woodcraft Item Utilizing Wood Burning
28. Creative Metal
29. Leathercraft Item with Lacing
30. Leathercraft Item without Lacing
31. Leather Combined with wood, plastic, stitchery, etc.
32. Jewelry Making-Necklace
33. Jewelry Making-Earrings
34. Jewelry Making-Bracelet
35. Stained Glass Item
36. Paper Mache Item
37. Pottery Item (coil, slab or thrown)
38. Painted Plaster of Paris Item
39. Any Hand Made Holiday Article
40. Any Hand Made Patriotic Article
41. Any Decorative Article for the Home
42. Any Tied Piece



# JUNIOR EXHIBITS

## Department 08-Junior Drawing & Painting

- ◆ This department is open to Juniors only.
- ◆ Exhibitors may not enter both Junior and Open Classes.
- ◆ Limit of one entry per lot number.
- ◆ No names shall be printed on exhibits.
- ◆ Danish System of judging will be used.
- ◆ All work must be dry, well mounted, matted or framed with the exception of canvas.
- ◆ Hangers must be sturdy enough to hang exhibit.
- ◆ Entry tags must be attached to the upper right corner.
- ◆ Exhibits will be judged on originality, technique, creativity, composition and design.

**All entries MUST be made by the exhibitor.**

**Items previously exhibited at Dairy Days are not allowed to compete.**

**Class A-Exhibitors Grade 4 and Under**

**Class B-Exhibitors Grades 5-8**

**Class C-Exhibitors Grades 9-12**

### **Lots**

- |   |  |
|---|--|
| 1. Oil Painting-Modern                      | 10. Pastels                                |
| 2. Oil Painting-Scenic                      | 11. Charcoal                               |
| 3. Oil Painting-Still Life                  | 12. Pencil-Black & White                   |
| 4. Oil Painting-Other Than Listed Above     | 13. Pencil-Colored                         |
| 5. Acrylic Painting-Modern                  | 14. Pen & Ink                              |
| 6. Acrylic Painting-Scenic                  | 15. Pen & Ink-Can Include Felt Tip & Color |
| 7. Acrylic Painting-Still Life              | 16. Calligraphy                            |
| 8. Acrylic Painting-Other Than Listed Above | 17. Porcelain Painting                     |
| 9. Water Colors                             | 18. Other or Mixed Media                   |





# JUNIOR EXHIBITS

## Department 09-Junior Farm Crops

- ◆ This department is open to Juniors only.
- ◆ Exhibitors may not enter both Junior and Open Classes.
- ◆ Limit of one entry per lot number.
- ◆ No names shall be printed on exhibits.
- ◆ Danish System of judging will be used.

**\*\*All entries must be planted, cared for and harvested by the exhibitor. No commercial product will be allowed.\*\***

### FARM CROPS

- ◆ Seed entries shall be placed in one gallon zip lock bag filled no more than  $\frac{3}{4}$  full.
- ◆ Sheaf entries shall be not less than 2" in diameter at place of tying with the exception of corn which shall be 3 stalks tied together
- ◆ Roots must be cut off all corn and sheaf exhibits. No pails or plastic bags allowed.

#### Class A-Corn

1. Ten Ears of Corn
2. Sheaf of Corn
3. Bag of Corn

#### Class B-Oats

4. Sheaf of Oats
5. Bag of Oats

#### Class C-Soybeans

6. Bag of Soybeans

#### Class D-Wheat

7. Sheaf of Wheat
8. Bag of Wheat

#### Class E-Barley

9. Sheaf of Barley
10. Bag of Barley

#### Class F-Alfalfa

11. Sheaf of Alfalfa
12. Haylage (Exhibit in one gallon zip lock bag.)

### Fruits & Vegetables

- ◆ Fruits and vegetables shall be displayed on paper plates of appropriate size except for pumpkins and garden containers.
- ◆ Garden Containers shall be displayed in a basket, box or other container of appropriate size for the display.
- ◆ Number in ( ) indicates the number of items required for exhibit in the lot.
- ◆ Pumpkins
  - ◇ Small-Under 6" in height and width (not including stem)
  - ◇ Medium-Over 6" but no more than 12" in height and width (not including stem)
  - ◇ Large-Over 12" in height and width (not including stem)





# JUNIOR EXHIBITS


## **Class G-Fruits & Vegetables**

13. Apples, Same Variety (3)
14. Apples, Mixed Varieties (3)
15. Beans, Green (10)
16. Beans, Yellow (10)
17. Beets (3)
18. Broccoli (1 Head)
19. Cabbage, Green (1 Head)
20. Cabbage, Red (1 Head)
21. Carrots (3)
22. Cauliflower (1 Head)
23. Cucumbers (3)
24. Eggplant, Asian Style (1)
25. Eggplant, Italian Style (1)
26. Eggplant, Any Other (1)
27. Kohlrabi (3)
28. Onions, Red (3)
29. Onions, White (3)
30. Onions, Yellow (3)
31. Peppers, Banana (3)
32. Peppers, Green Bell (3)
33. Peppers, Red Bell (3)
34. Peppers, Yellow/Gold (3)
35. Peppers, Hot (3)
36. Peppers, Other (3)
37. Potatoes, Red (3)
38. Potatoes, White (3)
39. Potatoes, Yellow (3)
40. Pumpkin, Small (1)
41. Pumpkin, Medium (1)
42. Pumpkin, Large (1)
43. Radishes (3)
44. Rutabega (3)
45. Squash, Winter (1)
46. Squash, Zucchini (1)
47. Squash, Summer Any Other Not Listed (1)
48. Sweet Corn (3)
49. Tomatoes, Red (3)
50. Tomatoes, Green (3)
51. Tomatoes, Ripe Cherry (3)
52. Turnips (3)
53. Most Unusual Shaped Fruit or Vegetable (1)
54. Small Garden Container- 3 Vegetables from the Above List (Example: 10 green beans, 3 carrots, 1 head of cabbage)
55. Large Garden Container-5 Vegetables from the Above List (Example: 10 green beans, 3 carrots, 3 red peppers, 3 yellow potatoes, 1 head broccoli)

## **Department 10-Junior Flowers & House Plants**

- ◆ This department is open to Juniors only.
- ◆ Exhibitors may not enter both Junior and Open Classes.
- ◆ Limit of one entry per lot number.
- ◆ No names shall be printed on exhibits.
- ◆ Danish System of judging will be used.

**\*\*All entries MUST be grown/cared for by the exhibitor during the last calendar year.\*\***



# JUNIOR EXHIBITS

## Cut Flowers

- ◆ Are NOT in soil
- ◆ Cut flowers will be judged strictly on horticultural quality and should be displayed in simple clear glass vase or jar.

## House Plants

- ◆ House Plants are in soil and must have been started by exhibitor.
- ◆ Flowering House plants must be in bloom at the time of exhibit.
- ◆ Hanging baskets must be presented ready to hang.

**Class A-Exhibitors Grade 4 and Under**

**Class B-Exhibitors Grades 5-8**

**Class C-Exhibitors Grades 9-12**

## **Lots-Cut Flowers**

### Annuals-Clear Vase Rules

1. Single Stem Annual
2. Single Stem Gladiolus
3. Single Stem Dahlia
4. Three (3) stems Asters
5. Three (3) stems Celosia
6. Three (3) stems Coleus
7. Three (3) stems Cosmos
8. Three (3) stems Dahlias
9. Three (3) stems Daisies
10. Three (3) stems Dianthus
11. Three (3) stems Marigolds
12. Three (3) stems Pansies
13. Three (3) stems Petunias
14. Three (3) stems Salvia
15. Three (3) stems Antirrhinum (Snapdragon)
16. Three (3) stems Zinnias
17. Three (3) stems of Garden Foliage
18. Three (3) stems any annual not listed

## Bouquets and Arrangements

- ◆ Bouquets and arrangements are considered to be more formed and artistically arranged.
- ◆ Arrangements and bouquets will be judged 75% on horticultural quality and 25% on arrangement design skills.
- ◆ The use of accessories such as container/vase, ribbon, floral foam may be used, however should not be the main content of the bouquet/arrangement.
- ◆ All fresh content such as foliage and flowers must be grown by the exhibitor with the exception of Lot 28.
- ◆ No commercial fresh product may be used.

## Plant Crafts

- ◆ Commercial product may be purchased in parts, but the exhibit as a whole needs to be created and cared for by the exhibitor.

## Perennials-Clear Vase Rules

19. Single Bloom Rose
20. Single Stem-Not a Rose
21. Single Stem Liliium (Asiatic Lily or Oriental Lily) with at least 6" of stem and leaves
22. Three Spikes or Stems (one or more colors, all the same kind of flower)
23. Three (3) stems Chrysanthemums
24. Three (3) stems Hemerocallis (Daylily)
25. Three (3) stems any perennial not listed



# JUNIOR EXHIBITS

## Lots-Bouquets & Arrangements

26. Bouquet of five (5) different varieties of annual arranged in a vase
27. Bouquet of five (5) different varieties of perennials arranged in a vase
28. Vase arrangement using wild flowers (flowers and foliage may be obtained from the roadside, pastures or fields, no wild parsnip)
29. Arrangement for a Man
30. Arrangement for a Woman
31. Arrangement for a Birthday
32. Arrangement with a Holiday Theme
33. Arrangement with a Wedding Theme
34. Arrangement in a Basket
35. Arrangement in Cup & Saucer
36. Centerpiece for a dining room table
37. Arrangement using one color (monochromatic)
38. Miniature Arrangement (Max height & width 6")
39. Corsage for a special occasion (may be constructed using wire and tape or glue)

## Lots-House Plants

40. Coleus
41. Devil's Ivy/Philodendron
42. Dumbcane
43. Chinese Evergreen
44. Grape Ivy
45. English Ivy
46. Jade Plant
47. Fern Family
48. Prayer Plant
49. Peperomia
50. Cacti Family
51. Sansevieria
52. Hoya
53. Any Other Foliage Plant not listed
54. African Violet
55. Begonia
56. Geranium
57. Any other flowering house plant not listed
58. Hanging Basket (indoor use)

## Lots-Plant Crafts

59. Container for outdoor use (at least 3 varieties)
60. Hanging Basket for outdoor use (at least 3 varieties)
61. Terrarium
62. Dish Garden
63. Desert Garden
64. Fairy Garden





# JUNIOR EXHIBITS

## Department 11-Junior Foods & Food Preservation

- ◆ This department is open to Juniors only.
- ◆ Exhibitors may not enter both Junior and Open Classes.
- ◆ Limit of one entry per lot number.
- ◆ No names shall be printed on exhibits.
- ◆ Danish System of judging will be used.

**All entries MUST be made by the exhibitor.**

**Entries must be on the smallest plate possible and covered with a plastic bag.**

**Entry tags (and recipe if required) shall be attached to the outside of the plastic bag.**

**Class A-Exhibitors Grade 2 and Under**


**Class B-Exhibitors Grades 3-5**

**Class C-Exhibitors Grades 6-8**

**Class D-Exhibitors Grades 9-12**

### **Lots-Baking**

1. Drop Cookies (3)
2. No Bake Cookies (3)
3. Cereal Cookies (3)
4. Shaped or Molded Cookies (3)
5. Gluten Free Cookie (3)
6. Brownies from a box (3) (Exhibitor Grade 5 and under only)
7. Brownies from scratch (3)
8. Bars other than brownies from a box (3) (Exhibitor Grade 5 and under only)
9. Bars other than brownies from scratch (3)
10. Muffins (3) from a box (3) (Exhibitor Grade 5 and under only)
11. Muffins from scratch (3)
12. Unfrosted Cupcakes from a box (3) (Exhibitor Grade 5 and under only)
13. Unfrosted Cupcakes from scratch (3)
14. Unfrosted Cake (1/2 of a one layer cake)
15. Unfrosted Cake Gluten Free (1/2 of a one layer cake)
16. Angel Food Cake Unfrosted (1/4 cake)
17. Quick Bread (1/2 loaf)
18. Yeast Rolls (3) or Yeast Bread (1/2 loaf)
19. Bread Sticks or Dinner Rolls (3)
20. Biscuits (3)
21. Candy (3)
22. Small Pie-tin up to 6"
23. Cookies decorated for a special occasion (3)
24. Cake decorated for a special occasion-judged for decoration only (provide cover)
25. Favorite Recipe-Include recipe and a sample (3)
26. Favorite low-fat or low-calorie recipe-Include recipe and sample
27. Nutritional snack mix (1/2 cup)-include recipe



# JUNIOR EXHIBITS

## Lots-Food Preservation

- ◆ Preserved Foods must have the processing label attached that indicates processing method, time, date etc. Label is also found at the end of the entry booklet.
- ◆ All food must have been preserved during the last 12 months.
- ◆ Judging will be based on the guidelines published by the University of Wisconsin Extension, Safe & Healthy: Preparing and Preserving Food at Home found at <https://fyi.extension.wisc.edu/safepreserving/recipes/>

- 28. Dried Meat or Jerky
- 29. Dried Fruit or Vegetable
- 30. Dried Herb

**Remember to attach the Food Preservation Label to your entries.  
Actual size, printable label available at the end of this booklet.**

Platteville Dairy Days Food Preservation Label-JUNIOR		
Name & Flavor of Product_____	Date Preserved_____	
<u>Method of Preparation</u>		
_____Solar/Sun Drying	_____Microwave Drying	_____Hot Pack
_____Air Drying	_____Oven Drying	_____Cold Pack
_____Dehydrator		
Temperature_____	Processing Time_____	
Type of Acid_____	Amount Used_____	





# JUNIOR EXHIBITS

## Department 12-Junior History & Collections

- ◆ This department is open to Juniors only.
- ◆ Exhibitors may not enter both Junior and Open Classes.
- ◆ Limit of one entry per lot number.
- ◆ No names shall be printed on exhibits.
- ◆ Danish System of judging will be used.
- ◆ Maximum of 3'x4' table space is allowed per lot.
- ◆ All entries require a written description on a 4"x6" note card.
- ◆ Any "collection" must have three (3) or more items.

**Items previously exhibited at Dairy Days are not allowed to compete.**

**Class A-Exhibitors Grade 8 and Under**

**Class B-Exhibitors Grades 9-12**

### **Lots**

1. Family Tree
2. Family Heirloom-Children's Fashions
3. Family Heirloom-Wedding Fashions
4. Family Heirloom-Prom Fashions
5. Family Heirloom-Military Fashions
6. Family Heirloom-Other Fashions
7. Family Heirloom-Agricultural Tools and Machines
8. Family Heirloom-Books
9. Family Heirloom-Scrapbook
10. Family Heirloom-Magazines, Newspapers and Other Communications
11. Family Heirloom-Food Preparation Utensils
12. Family Heirloom-Crocheted, Knitted or Embroidered Articles
13. Family Heirloom-Handmade Comforters, Quilts, Pillows and Rugs
14. Family Heirloom-Photo
15. Collection of Antiques
16. Collection of Dolls
17. Collection of Family Photos
18. Collection of Stuffed Animals
19. Collection of Toys
20. Collection of Miniature Items (items not to exceed 3" in height and width)
21. Collection of Unique Salt/Pepper Shakers
22. Collection of Platteville Memorabilia
23. Collection of Platteville Dairy Days Memorabilia
24. Collection of Items with Platteville Schools Logos
25. Collection of Items with UW-Platteville Logos
26. Collection of Photos of Platteville History
27. Collection of Photos of Southwest Wisconsin History
28. Collection of any other collectables not listed





# JUNIOR EXHIBITS

## Department 13-Junior Natural Sciences

- ◆ This department is open to Juniors only.
- ◆ Exhibitors may not enter both Junior and Open Classes.
- ◆ Limit of one entry per lot number.
- ◆ No names shall be printed on exhibits.
- ◆ Danish System of judging will be used.

**All entries MUST be made by the exhibitor.**

**Items previously exhibited at Dairy Days are not allowed to compete.**

**Class A-Exhibitors Grade 4 and Under**

**Class B-Exhibitors Grades 5-8**

**Class C-Exhibitors Grades 9-12**

### **Lots-Nature Space**

**Exhibits should include the type of nature space studied such as wetland, woodland, prairie meadow, fencerow, backyard or combination.**

**Collections should contain common name, scientific name, when & where collected and any other information.**

1. Exhibit of 15 or more wood varieties mounted and identified
2. Exhibit of 15 or more leaves, winter twigs and seeds, mounted and identified
3. Exhibit of 15 or more insects mounted and identified
4. Booklet (or display) of 15 or more wild flowers or plants mounted and identified
5. Booklet of 15 or more songbirds identified (use your own photos)
6. Booklet of 15 or more fur bearing animals identified (use your own photos)
7. Booklet of 15 or more Wisconsin game fish identified (use your own photos)
8. Display of 5 different soil samples mounted and identified with location of discovery
9. Poster (14"x22") on habitat improvement. Include photos and descriptions of plantings, bird houses (feeders & waterers) that you have used to improve your nature space

### **Lots-Sport Fishing**

10. Poster (14"x22") or display identifying types of tackle
11. Poster (14"x22") or display identifying types of lures
12. Poster (14"x22") on how to use your spinning rod and reel
13. Poster (14"x22") on how to cast bait and/or fly
14. Poster (14"x22") or display identifying types of fish in your area
15. Poster (14"x22") on State Fishing Regulations
16. Display of three (3) baits made by exhibitor (tied flies and/or baits)



# JUNIOR EXHIBITS

## Department 14-Junior Photography

- ◆ This department is open to Juniors only.
- ◆ Exhibitors may not enter both Junior and Open Classes.
- ◆ Limit of one entry per lot number.
- ◆ No names shall be printed on exhibits.
- ◆ Danish System of judging will be used.

**All entries MUST be made by the exhibitor.**

**Items previously exhibited at Dairy Days are not allowed to compete.**

- ◆ **All photos must be taken by the Exhibitor.**
- ◆ Photographs will be judged on the basis of technical quality, composition and storytelling ability.
- ◆ Photos (unless otherwise indicated) shall be 3"x5" or 4"x6".
- ◆ Cropping is allowed.
- ◆ Pictures may only be entered in ONE category. Reprints or different size prints of photos already entered may not be entered again in a different lot.
- ◆ Exhibits must be mounted on sturdy 11"x14" poster board.
- ◆ **Entry tag should be stapled to upper right-hand corner of the front of the poster board. Consider this placement when mounting photos .**
- ◆ **Display the type, make and model of camera used on lower right-hand front corner of poster board.**
- ◆ Each exhibit (not each photo) may have a title but no artwork. (Title is optional)
- ◆ Do not frame or mat photos and do not use art corners.
- ◆ Pictures should be mounted with double sided tape or rubber cement.

### **Recommendations:**

- ◇ Don't use date stamped photos.
- ◇ Write title as simple as possible.
- ◇ Do not use artwork/filters or captions on or around pictures.
- ◇ Read and follow all rules.

**Class A-Exhibitors Grade 2 and Under**

**Class B-Exhibitors Grades 3-5**

**Class C-Exhibitors Grades 6-8**

**Class D-Exhibitors Grades 9-12**







# JUNIOR EXHIBITS

## Lots

1. Four Color Pictures of Different Subjects. One each of buildings, People, Animals and Landscape
2. Four Color Pictures of the Same Subject. Same person, object, place, event, etc.
3. Three Color Pictures of Animals, Birds or Reptiles
4. Three Color Pictures of Flowers
5. Three Color Pictures of Landscape or Nature
6. Three Action Pictures-Color
7. Three Color Pictures of Vacation or Special Event
8. Three Color Pictures of Sports
9. Four Seasonal Pictures-Color (One from each season)
10. Three Color Pictures of Faces and Places in Platteville
11. One 5"x7" Color Enlargement, any subject
12. One 8"x10" Color Enlargement, any subject
13. Four Black & White Pictures of Different Subjects. One each of Buildings, People, Animals and Landscape
14. Four Black & White Pictures of the Same Subject. Same person, object, place, event, etc.
15. Three Black & White Pictures of Animals, Birds or Reptiles
16. Three Black & White Pictures of Flowers
17. Three Black & White Pictures of Landscape or Nature
18. Three Black & White Pictures of Vacation or Special Event
19. Three Black & White Pictures of Sports or Action
20. One Black & White 5"x7" Enlargement, any subject
21. One Black & White 8"x10" Enlargement, any subject
22. Two Panoramic Pictures (Mount on white poster board with 2" border on all sides)
23. Cropping Before and After. Exhibit Original Picture and Cropped Picture (3"x5" or 4"x6")
24. Special Effect/Computer Enhanced. Exhibit original picture and enhanced picture (3"x5" or 4"x6") Effect must be obvious and significant, more than just cropping and color enhancement.
25. One Self Taken Picture using a cell phone (aka "Selfie")
26. Creative Collage (photos only) 4-8 images, may vary in size and shape

## **Department 15-Junior Sewing, Knitting & Crocheting**

- ◆ This department is open to Juniors only.
- ◆ Exhibitors may not enter both Junior and Open Classes.
- ◆ Limit of one entry per lot number.
- ◆ No names shall be printed on exhibits.
- ◆ Danish System of judging will be used.

**All entries MUST be made by the exhibitor.**

**Items previously exhibited at Dairy Days are not allowed to compete.**

- ◆ **Sewing exhibits must be stitched and finished by the exhibitor.**



# JUNIOR EXHIBITS

**Class A-Exhibitors Grade 4 and Under**

**Class B-Exhibitors Grades 5-8**

**Class C-Exhibitors Grades 9-12**

## **Lots-Sewing**

1. Garment Sewn for a Child
2. Garment Sewn for Casual Wear
3. Garment Sewn for Formal Wear
4. Garment Sewn for Sleepwear
5. Garment Sewn for Outerwear
6. Any other Sewn Garment
7. Pillowcase
8. Machine Sewn Stuffed Item
9. Any other Hand Sewn Item (no machine stitching)
10. Any other Machine Stitched Item
11. Quilted Piece Article
12. Embroidered Article
13. Counted Cross-Stitch Article

## **Lots-Crocheting**

14. Hand Crocheted Item Using Yarn
15. Hand Crocheted Item Using Thread
16. Crocheted Hat, Mittens & Scarf Ensemble
17. Crocheted Pot Holder
18. Crocheted Slippers
19. Crocheted Sweater or Shawl
20. Crocheted Stuffed Toy
21. Crocheted Afghan

## **Lots-Knitting**

22. Knitted Hat, Mittens, Scarf Ensemble
23. Knitted Pot Holder
24. Knitted Slippers
25. Knitted Sweater or Shawl
26. Knitted Stuffed Toy
27. Hand Knitted Afghan
28. Four-Needle Item
29. Item Made with Knitting Loom
30. Item Made with Knitting Machine
31. Any Hand Knitted Item Not Listed

## **Department 16-Junior Woodworking**

- ◆ This department is open to Juniors only.
- ◆ Exhibitors may not enter both Junior and Open Classes.
- ◆ Limit of one entry per lot number.
- ◆ No names shall be printed on exhibits.
- ◆ Danish System of judging will be used.

**All entries MUST be made by the exhibitor.**

**Items previously exhibited at Dairy Days are not allowed to compete.**

**Class A-Exhibitors Grade 2 and Under**

**Class B-Exhibitors Grades 3-5**

**Class C-Exhibitors Grades 6-8**

**Class D-Exhibitors Grades 9-12**



# JUNIOR EXHIBITS

## Lots

1. Wood Project made from a kit (Exhibitor Grades 2 and Under)
2. Wood Project made from a kit (Exhibitor Grades 3-5)
3. An article made for use in kitchen
4. An article made for use in any household room other than kitchen
5. An article made for use in farm or home workshop
6. Any article of wood carving
7. Any article of lathe
8. Any article of scrolling
9. Toy or homemade game
10. Birdfeeder or birdhouse (no kits)
11. Lawn ornament under 2'x2'
12. Lawn ornament 2'x2' or larger
13. Useful article of furniture or cabinet making
14. Any other article made from wood
15. Refinished or repurposed piece of furniture (attach a picture of item before and 4"x6" card explaining how the piece was redone and materials used)

## Diamond Sponsors

**Blain's Farm & Fleet**  
**Emmi Roth**

**Digman Construction**  
**Fidelity Bank & Trust**  
**Nihles Farm Tire**

**Platteville Regional  
Chamber**

**State Farm Ins.-  
Jordan Holthaus**  
**Steve's Pizza Palace**  
**Tri-State Porta Potty**



## Platinum Sponsors

**Vince Graney Electric**

**Digman Construction**

## Gold Sponsors

**City of Platteville**

**Platteville Thrift Shop**

**Clare Bank**

**Skyway Precision**

**McDonald's**

**Southwest Health**

**Mound City Bank**

**The Underground**

## Silver Sponsors

**7 Hills North**

**Inspiring Community**

**Culver's**

**Krone America**

Junior and Open exhibits will be released at 4:00 p.m. on Saturday, September 9. Please have your items picked up by 5:00 p.m.



# OPEN EXHIBITS

## Department 17-Open Arts & Crafts

- ◆ Exhibitors may not enter both Junior and Open Classes.
- ◆ Limit of one entry per lot number.
- ◆ No names shall be printed on exhibits.
- ◆ Regular System of judging will be used.
- ◆ Maximum of 3'x4' table space will be allowed for displays.

**All entries MUST be made by the exhibitor.**

**Items previously exhibited at Dairy Days are not allowed to compete.**

### **Class A-Open Arts & Crafts**

#### **Lots**

1. Decorated T-Shirt
2. Decorated Clothing/Canvas item (other than t-shirt)
3. Stuffed Article (doll, animal etc.)
4. Pillow
5. Stenciled Article
6. Centerpiece
7. Wall Hanging (non-floral materials)
8. Finished Latch Hook Item
9. Wire, String or Yarn Art
10. Stepping Stone
11. Refrigerator Magnets
12. Decorative Art on Glass
13. Candle Making Item
14. Ceramic Article
15. Photo Framed Any Size (frame must be hand crafted)
16. Scrapbook Pages (2) (no larger than 12x12, enclosed in plastic page cover)
17. Greeting Cards (3) Same Theme/Season
18. Greeting Cards (3) Different Theme/Season
19. Decorated Item Using a Die Cutting Machine (Cricut, Sizzix, etc.)
20. Arrangement Using Artificial Flowers
21. Wreath Using Artificial Flowers
22. Wreath for a Holiday
23. Any Other Wreath
24. Item Made From Recycled Materials
25. Christmas Tree Ornament
26. Woodcraft Item
27. Woodcraft Item Utilizing Wood Burning
28. Creative Metal
29. Leathercraft Item with Lacing
30. Leathercraft Item without Lacing
31. Leather Combined with wood, plastic, stitchery, etc.
32. Jewelry Making-Necklace
33. Jewelry Making-Earrings
34. Jewelry Making-Bracelet
35. Stained Glass Item
36. Paper Mache Item
37. Pottery Item (coil, slab or thrown)
38. Painted Plaster of Paris Item
39. Any Hand Made Holiday Article
40. Any Hand Made Patriotic Article
41. Any Decorative Article for the Home



# OPEN EXHIBITS

## Department 18-Open Drawing & Painting

- ◆ Exhibitors may not enter both Junior and Open Classes.
- ◆ Limit of one entry per lot number.
- ◆ No names shall be printed on exhibits.
- ◆ Regular System of judging will be used.
- ◆ All work must be dry, well mounted, matted or framed with the exception of canvas.
- ◆ Hangers must be sturdy enough to hang exhibit.
- ◆ Entry tags must be attached to the upper right corner.
- ◆ Exhibits will be judged on originality, technique, creativity, composition and design.

**All entries MUST be made by the exhibitor.**

**Items previously exhibited at Dairy Days are not allowed to compete.**

### **Class A-Open Drawing & Painting**

#### **Lots**


- |   |  |
|---|--|
| 1. Oil Painting-Modern                      | 10. Pastels                                |
| 2. Oil Painting-Scenic                      | 11. Charcoal                               |
| 3. Oil Painting-Still Life                  | 12. Pencil-Black & White                   |
| 4. Oil Painting-Other Than Listed Above     | 13. Pencil-Colored                         |
| 5. Acrylic Painting-Modern                  | 14. Pen & Ink                              |
| 6. Acrylic Painting-Scenic                  | 15. Pen & Ink-Can Include Felt Tip & Color |
| 7. Acrylic Painting-Still Life              | 16. Calligraphy                            |
| 8. Acrylic Painting-Other Than Listed Above | 17. Porcelain Painting                     |
| 9. Water Colors                             | 18. Other or Mixed Media                   |

## Department 19-Open Farm & Garden Crops

- ◆ Exhibitors may not enter both Junior and Open Classes.
- ◆ Limit of one entry per lot number.
- ◆ No names shall be printed on exhibits.
- ◆ Regular System of judging will be used.

**All entries must be planted, cared for and harvested by the exhibitor.**

**No commercial product will be allowed.**



# OPEN EXHIBITS

## FARM CROPS

- ◆ Seed entries shall be placed in one gallon zip lock bag filled no more than  $\frac{3}{4}$  full.
- ◆ Sheaf entries shall be not less than 2" in diameter at place of tying with the exception of corn which shall be 3 stalks tied together
- ◆ Roots must be cut off all corn and sheaf exhibits. No pails or plastic bags allowed.

### Class A-Corn

1. Ten Ears of Corn
2. Sheaf of Corn
3. Bag of Corn

### Class B-Oats

4. Sheaf of Oats
5. Bag of Oats

### Class C-Soybeans

6. Bag of Soybeans

### Class D-Wheat

7. Sheaf of Wheat
8. Bag of Wheat

### Class E-Barley

9. Sheaf of Barley
10. Bag of Barley

### Class F-Alfalfa

11. Sheaf of Alfalfa
12. Haylage (Exhibit in one gallon zip lock bag.)

## Fruits & Vegetables

- ◆ Fruits and vegetables shall be displayed on paper plates of appropriate size except for pumpkins and garden containers.
- ◆ Garden Containers shall be displayed in a basket, box or other container of appropriate size for the display.
- ◆ Number in ( ) indicates the number of items required for exhibit in the lot.
- ◆ Pumpkins
  - ◇ Small-Under 6" in height and width (not including stem)
  - ◇ Medium-Over 6" but no more than 12" in height and width (not including stem)
  - ◇ Large-Over 12" in height and width (not including stem)

### Class G-Fruits & Vegetables

13. Apples, Same Variety (3)
14. Apples, Mixed Varieties (3)
15. Beans, Green (10)
16. Beans, Yellow (10)
17. Beets (3)
18. Broccoli (1 Head)
19. Cabbage, Green (1 Head)
20. Cabbage, Red (1 Head)
21. Carrots (3)
22. Cauliflower (1 Head)
23. Cucumbers (3)
24. Eggplant, Asian Style (1)
25. Eggplant, Italian Style (1)
26. Eggplant, Any Other (1)
27. Kohlrabi (3)
28. Onions, Red (3)
29. Onions, White (3)
30. Onions, Yellow (3)



# OPEN EXHIBITS

31. Peppers, Banana (3)
32. Peppers, Green Bell (3)
33. Peppers, Red Bell (3)
34. Peppers, Yellow/Gold (3)
35. Peppers, Hot (3)
36. Peppers, Other (3)
37. Potatoes, Red (3)
38. Potatoes, White (3)
39. Potatoes, Yellow (3)
40. Pumpkin, Small (1)
41. Pumpkin, Medium (1)
42. Pumpkin, Large (1)
43. Radishes (3)
44. Rutabega (3)
45. Squash, Winter (1)
46. Squash, Zucchini (1)
47. Squash, Summer Any Other Not Listed (1)
48. Sweet Corn (3)
49. Tomatoes, Red (3)
50. Tomatoes, Green (3)
51. Tomatoes, Ripe Cherry (3)
52. Turnips (3)
53. Most Unusual Shaped Fruit or Vegetable (1)
54. Small Garden Container- 3 Vegetables from the Above List (Example: 10 green beans, 3 carrots, 1 head of cabbage)
55. Large Garden Container-5 Vegetables from the Above List (Example: 10 green beans, 3 carrots, 3 red peppers, 3 yellow potatoes, 1 head broccoli)

## Department 20-Open Flowers & House Plants

- ◆ Exhibitors may not enter both Junior and Open Classes.
- ◆ Limit of one entry per lot number.
- ◆ No names shall be printed on exhibits.
- ◆ Regular System of judging will be used.

**\*\*All entries MUST be grown/cared for by the exhibitor during the last calendar year.\*\***

### Cut Flowers

- ◆ Are NOT in soil
- ◆ Cut flowers will be judged strictly on horticultural quality and should be displayed in simple clear glass vase or jar.

### House Plants

- ◆ House Plants are in soil and must have been started by exhibitor.
- ◆ Flowering House plants must be in bloom at the time of exhibit.
- ◆ Hanging baskets must be presented ready to hang.

### Plant Crafts

- ◆ Commercial product may be purchased in parts, but the exhibit as a whole needs to be created and cared for by the exhibitor.

### Bouquets and Arrangements

- ◆ Bouquets and arrangements are considered to be more formed and artistically arranged.
- ◆ Arrangements and bouquets will be judged 75% on horticultural quality and 25% on arrangement design skills.
- ◆ The use of accessories such as container/vase, ribbon, floral foam may be used, however should not be the main content of the bouquet/arrangement.
- ◆ All fresh content such as foliage and flowers must be grown by the exhibitor with the exception of Lot 28.
- ◆ No commercial fresh product may be used.





# OPEN EXHIBITS

## Class A-Open Flowers & House Plants

### Lots-Cut Flowers

#### Annuals-Clear Vase Rules

1. Single Stem Annual
2. Single Stem Gladiolus
3. Single Stem Dahlia
4. Three (3) stems Asters
5. Three (3) stems Celosia
6. Three (3) stems Coleus
7. Three (3) stems Cosmos
8. Three (3) stems Dahlias
9. Three (3) stems Daisies
10. Three (3) stems Dianthus
11. Three (3) stems Marigolds
12. Three (3) stems Pansies
13. Three (3) stems Petunias
14. Three (3) stems Salvia
15. Three (3) stems Antirrhinum (Snapdragon)
16. Three (3) stems Zinnias
17. Three (3) stems of Garden Foliage
18. Three (3) stems any annual not listed

#### Perennials-Clear Vase Rules

19. Single Bloom Rose
20. Single Stem-Not a Rose
21. Single Stem Liliium (Asiatic Lily or Oriental Lily) with at least 6" of stem and leaves
22. Three Spikes or Stems (one or more colors, all the same kind of flower)
23. Three (3) stems Chrysanthemums
24. Three (3) stems Hemerocallis (Daylily)
25. Three (3) stems any perennial not listed

### Lots-House Plants

31. Arrangement for a Birthday
32. Arrangement with a Holiday Theme
33. Arrangement with a Wedding Theme
34. Arrangement in a Basket
35. Arrangement in Cup & Saucer
36. Centerpiece for a dining room table
37. Arrangement using one color (monochromatic)
38. Miniature Arrangement (Max height & width 6")
39. Corsage for a special occasion (may be constructed using wire and tape or glue)

### Lots-Bouquets & Arrangements

26. Bouquet of five (5) different varieties of annual arranged in a vase
27. Bouquet of five (5) different varieties of perennials arranged in a vase
28. Vase arrangement using wild flowers (flowers and foliage may be obtained from the roadside, pastures or fields, no wild parsnip)
29. Arrangement for a Man
30. Arrangement for a Woman
40. Coleus
41. Devil's Ivy/Philodendron
42. Dumbcane
43. Chinese Evergreen
44. Grape Ivy
45. English Ivy
46. Jade Plant
47. Fern Family
48. Prayer Plant
49. Peperomia



# OPEN EXHIBITS

## Lots-Plant Crafts

50. Cacti Family
51. Sansevieria
52. Hoya
53. Any Other Foliage Plant not listed
54. African Violet
55. Begonia
56. Geranium
57. Any other flowering house plant not listed
58. Hanging Basket (indoor use)
59. Container for outdoor use (at least 3 varieties)
60. Hanging Basket for outdoor use (at least 3 varieties)
61. Terrarium
62. Dish Garden
63. Desert Garden
64. Fairy Garden

## Department 21-Open Foods & Food Preservation

- ◆ Exhibitors may not enter both Junior and Open Classes.
- ◆ Limit of one entry per lot number.
- ◆ No names shall be printed on exhibits.
- ◆ Regular System of judging will be used.

**All entries MUST be made by the exhibitor.**


**Entries must be on the smallest plate possible and covered with a plastic bag.**

**Entry tags (and recipe if required) shall be attached to the outside of the plastic bag.**

### Class A-Open Baking

#### Lots-Baking

1. Drop Cookies (3)
2. No Bake Cookies (3)
3. Cereal Cookies (3)
4. Shaped or Molded Cookies (3)
5. Gluten Free Cookie (3)
6. Brownies from scratch (3)
7. Bars other than brownies from scratch (3)
8. Muffins from scratch (3)
9. Unfrosted Cupcakes from scratch (3)
10. Unfrosted Cake (1/2 of a one layer cake)
11. Unfrosted Cake Gluten Free (1/2 of a one layer cake)
12. Angel Food Cake Unfrosted (1/4 cake)
13. Quick Bread (1/2 loaf)
14. Yeast Rolls (3) or Yeast Bread (1/2 loaf)
15. Bread Sticks or Dinner Rolls (3)
16. Biscuits (3)
17. Candy (3)
18. Small Pie-tin up to 6"
19. Cookies decorated for a special occasion (3)
20. Cake decorated for a special occasion-judged for decoration only (provide cover)
21. Favorite Recipe-Include recipe and a sample (3)
22. Favorite low-fat or low-calorie recipe-Include recipe and sample
23. Nutritional snack mix (1/2 cup)-include recipe



# OPEN EXHIBITS

## Class B-Food Preservation

- ◆ Preserved Foods must have the processing label attached that indicates processing method, time, date etc. Label is also found at the end of the entry booklet.
- ◆ All food must have been preserved during the last 12 months.
- ◆ Judging will be based on the guidelines published by the University of Wisconsin Extension, Safe & Healthy: Preparing and Preserving Food at Home found at <https://fyi.extension.wisc.edu/safepreserving/recipes/>

## Lots-Food Preservation

- |   |   |
|---|---|
| 24. Jar of Peaches  | 36. Jar of Any Other Variety of Pickles                       |
| 25. Jar of Pears  | 37. Jar of Chili Sauce  |
| 26. Jar of Any Variety of Berries (if mixed, list all berries used) | 38. Jar of Salsa (include recipe)                             |
| 27. Jar of Any Other Kind of Fruit (label as to what kind)          | 39. Jar of Relish (label as to what kind)                     |
| 28. Jar of Tomatoes   | 40. Jar of Jelly  |
| 29. Jar of Tomato Juice   | 41. Jar of Jam  |
| 30. Jar of String Beans   | 42. Jar of Preserves  |
| 31. Jar of Any Other Kind of Vegetable (label as to what kind)      | 43. Jar of Fruit Butter                                       |
| 32. Jar of Dill Pickles   | 44. Jar of Any Other Variety of Juice (label as to what kind) |
| 33. Jar of Sweet Pickles  | 45. Jar of Meat   |
| 34. Jar of Beet Pickles   | 46. Dried Meat or Jerky                                       |
| 35. Jar of Bread and Butter Pickles                                 | 47. Dried Fruit or Vegetable                                  |
|   | 48. Dried Herb  |

**Remember to attach the Food Preservation Label to your entries.  
Actual size, printable label available at the end of this booklet.**

Platteville Dairy Days Food Preservation Label-OPEN	
Name & Flavor of Product _____	Date Preserved _____
<u>Method of Preparation</u>	
_____ Solar/Sun Drying	_____ Microwave Drying
_____ Air Drying	_____ Oven Drying
_____ Dehydrator	_____ Hot Pack
	_____ Cold Pack
<u>Method of Processing</u>	
_____ Boiling Water Bath	_____ Pressure Canner
	<input type="checkbox"/> Dial Gauge
	<input type="checkbox"/> Weighted Gauge
Temperature _____	Processing Time _____
Type of Acid _____	Amount Used _____



# OPEN EXHIBITS

## Department 22-Open History & Collections

- ◆ Exhibitors may not enter both Junior and Open Classes.
- ◆ Limit of one entry per lot number.
- ◆ No names shall be printed on exhibits.
- ◆ Regular System of judging will be used.
- ◆ Maximum of 3'x4' table space is allowed per lot.
- ◆ All entries require a written description on a 4"x6" notecard.
- ◆ Any collection must have three (3) or more items.

### **Class A-Open History & Collections**

#### **Lots**

1. Family Tree
2. Family Heirloom-Children's Fashions
3. Family Heirloom-Wedding Fashions
4. Family Heirloom-Prom Fashions
5. Family Heirloom-Military Fashions
6. Family Heirloom-Other Fashions
7. Family Heirloom-Agricultural Tools and Machines
8. Family Heirloom-Books
9. Family Heirloom-Scrapbook
10. Family Heirloom-Magazines, Newspapers and Other Communications
11. Family Heirloom-Food Preparation Utensils
12. Family Heirloom-Crocheted, Knitted or Embroidered Articles
13. Family Heirloom-Handmade Comforters, Quilts, Pillows and Rugs
14. Family Heirloom-Photo
15. Collection of Antiques
16. Collection of Dolls
17. Collection of Family Photos
18. Collection of Stuffed Animals
19. Collection of Toys
20. Collection of Miniature Items (items not to exceed 3" in height and width)
21. Collection of Unique Salt/Pepper Shakers
22. Collection of Platteville Memorabilia
23. Collection of Platteville Dairy Days Memorabilia
24. Collection of Items with Platteville Schools Logos
25. Collection of Items with UW-Platteville Logos
26. Collection of Photos of Platteville History
27. Collection of Photos of Southwest Wisconsin History
28. Collection of any other collectables not listed



# OPEN EXHIBITS

## Department 23-Open Photography

- ◆ Exhibitors may not enter both Junior and Open Classes.
- ◆ Limit of one entry per lot number.
- ◆ No names shall be printed on exhibits.
- ◆ Regular System of judging will be used.

**All entries MUST be made by the exhibitor.**

**Items previously exhibited at Dairy Days are not allowed to compete.**

- ◆ **All photos must be taken by the Exhibitor.**
- ◆ Photographs will be judged on the basis of technical quality, composition and storytelling ability.
- ◆ Photos (unless otherwise indicated) shall be 3"x5" or 4"x6".
- ◆ Cropping is allowed.
- ◆ Pictures may only be entered in ONE category. Reprints or different size prints of photos already entered may not be entered again in a different lot.
- ◆ Exhibits must be mounted on sturdy 11"x14" poster board.
- ◆ **Entry tag should be stapled to upper right-hand corner of the front of the poster board. Consider this placement when mounting photos .**
- ◆ **Display the type, make and model of camera used on lower right-hand front corner of poster board.**
- ◆ Each exhibit (not each photo) may have a title but no artwork.
- ◆ Do not frame or mat photos and do not use art corners.
- ◆ Pictures should be mounted with double sided tape or rubber cement.

### **Recommendations:**

- ◆ Don't use date stamped photos.
- ◆ Write title as simple as possible.
- ◆ Do not use artwork/filters or captions on or around pictures.
- ◆ Read and follow all rules.

### **Class A-Open Photography**

1. Four Color Pictures of Different Subjects. One each of buildings, People, Animals and Landscape
2. Four Color Pictures of the Same Subject. Same person, object, place, event, etc.
3. Three Color Pictures of Animals, Birds or Reptiles
4. Three Color Pictures of Flowers
5. Three Color Pictures of Landscape or Nature
6. Three Action Pictures-Color
7. Three Color Pictures of Vacation or Special Event
8. Three Color Pictures of Sports
9. Four Seasonal Pictures-Color (One from each season)



# OPEN EXHIBITS

10. Three Color Pictures of Faces and Places in Platteville
11. One 5"x7" Color Enlargement, any subject
12. One 8"x10" Color Enlargement, any subject
13. Four Black & White Pictures of Different Subjects. One each of Buildings, People, Animals and Landscape
14. Four Black & White Pictures of the Same Subject. Same person, object, place, event, etc.
15. Three Black & White Pictures of Animals, Birds or Reptiles
16. Three Black & White Pictures of Flowers
17. Three Black & White Pictures of Landscape or Nature
18. Three Black & White Pictures of Vacation or Special Event
19. Three Black & White Pictures of Sports or Action
20. One Black & White 5"x7" Enlargement, any subject
21. One Black & White 8"x10" Enlargement, any subject
22. Two Panoramic Pictures (Mount on white poster board with 2" border on all sides)
23. Cropping Before and After. Exhibit Original Picture and Cropped Picture (3"x5" or 4"x6")
24. Special Effect/Computer Enhanced. Exhibit original picture and enhanced picture (3"x5" or 4"x6") Effect must be obvious and significant, more than just cropping and color enhancement.
25. One Self Taken Picture using a cell phone (aka "Selfie")
26. Creative Collage (photos only) 4-8 images, may vary in size and shape

## Department 24-Open Sewing, Knitting & Crocheting

- ◆ Exhibitors may not enter both Junior and Open Classes.
- ◆ Limit of one entry per lot number.
- ◆ No names shall be printed on exhibits.
- ◆ Regular System of judging will be used.

**All entries MUST be made by the exhibitor.**

**Items previously exhibited at Dairy Days are not allowed to compete.**

- ◆ **Sewing exhibits must be stitched and finished by the exhibitor.**

### **Class A-Open Sewing, Knitting & Crocheting**

#### **Lots-Sewing**

1. Garment Sewn for a Child
2. Garment Sewn for Casual Wear
3. Garment Sewn for Formal Wear
4. Garment Sewn for Sleepwear
5. Garment Sewn for Outerwear
6. Any other Sewn Garment
7. Pillowcase
8. Machine Sewn Stuffed Item
9. Any other Hand Sewn Item (no machine stitching)
10. Any other Machine Stitched Item
11. Quilted Piece Article
12. Embroidered Article
13. Counted Cross-Stitch Article



# OPEN EXHIBITS

## Lots-Crocheting

14. Hand Crocheted Item Using Yarn
15. Hand Crocheted Item Using Thread
16. Crocheted Hat, Mittens & Scarf Ensemble
17. Crocheted Pot Holder
18. Crocheted Slippers
19. Crocheted Sweater or Shawl
20. Crocheted Stuffed Toy
21. Crocheted Afghan

## Lots-Knitting

22. Knitted Hat, Mittens, Scarf Ensemble
23. Knitted Pot Holder
24. Knitted Slippers
25. Knitted Sweater or Shawl
26. Knitted Stuffed Toy
27. Hand Knitted Afghan
28. Four-Needle Item
29. Item Made with Knitting Loom
30. Item Made with Knitting Machine
31. Any Hand Knitted Item Not Listed

## Department 25-Open Woodworking

- ◆ Exhibitors may not enter both Junior and Open Classes.
- ◆ Limit of one entry per lot number.
- ◆ No names shall be printed on exhibits.
- ◆ Regular System of judging will be used.

**All entries MUST be made by the exhibitor.**

**Items previously exhibited at Dairy Days are not allowed to compete.**

### **Class A-Open Woodworking**

1. An article made for use in kitchen
2. An article made for use in any household room other than kitchen
3. An article made for use in farm or home workshop
4. Any article of wood carving
5. Any article of lathe
6. Any article of scrolling
7. Toy or homemade game
8. Birdfeeder or birdhouse (no kits)
9. Lawn ornament under 2'x2'
10. Lawn ornament 2'x2' or larger
11. Useful article of furniture or cabinet making
12. Any other article made from wood
13. Refinished or repurposed piece of furniture (attach a picture of item before and 4"x6" card explaining how the piece was redone and materials used)



# OPEN EXHIBITS

**Printable Food Labels and  
Entry Form available on  
following pages**





## Food Preservation Labels

**Print labels and attach to your food preservation entry.**

**Platteville Dairy Days  
Food Preservation Label-JUNIOR**

Name & Flavor of Product \_\_\_\_\_ Date Preserved \_\_\_\_\_

Method of Preparation

_____ Solar/Sun Drying	_____ Microwave Drying	_____ Hot Pack
_____ Air Drying	_____ Oven Drying	_____ Cold Pack
_____ Dehydrator		

Temperature \_\_\_\_\_ Processing Time \_\_\_\_\_

Type of Acid \_\_\_\_\_ Amount Used \_\_\_\_\_

**Platteville Dairy Days  
Food Preservation Label-OPEN**

Name & Flavor of Product \_\_\_\_\_ Date Preserved \_\_\_\_\_

Method of Preparation

_____ Solar/Sun Drying	_____ Microwave Drying	_____ Hot Pack
_____ Air Drying	_____ Oven Drying	_____ Cold Pack
_____ Dehydrator		

Method of Processing

_____ Boiling Water Bath	_____ Pressure Canner
	<input type="checkbox"/> Dial Guage <input type="checkbox"/> Weighted Guage

Temperature \_\_\_\_\_ Processing Time \_\_\_\_\_

Type of Acid \_\_\_\_\_ Amount Used \_\_\_\_\_



